

Light-Cap™ 9623 LED Casting Resin

APPLICATIONS

- Instant Casting of LEDs
- LED Die Attach
- Colorless Cavity Molding
- Rapid Forming of Protective Optical Lens for High-Intensity LEDs

FEATURES

- UV Light Cure for Fast Processing
- High Viscosity for Optimal Dome Shape
- No VOC
- One Part, No Mixing Required

OTHER FEATURES

- Heat Resistant Above 100°C
- High Light Transmittance
- Durometer Between Silicone and Epoxy

DYMAX Light-Cap™ 9623 is designed for rapid, room temperature coating of LED arrays. This product is optimized for applications with a continuous operating temperature above 100°C. DYMAX Light-Cap™ materials contain no nonreactive solvents and cure upon exposure to light. Their ability to cure in seconds enables faster processing, greater output, and lower processing costs. When cured with DYMAX light-curing spot lamps, focused-beam lamps, or flood lamps, they deliver optimum speed and performance for LED protection. DYMAX lamps offer the optimum balance of UV and visible light for the fastest, deepest cures. This product is in full compliance with the RoHS Directives 2002/95/EC and 2003/11EC.

UNCURED PROPERTIES *

| Property | Value | Test Method |
|------------------------|-------------------------|-------------|
| Solvent Content | No Nonreactive Solvents | N/A |
| Chemical Class | Acrylated Urethane | N/A |
| Appearance | Clear Transparent Gel | N/A |
| Soluble in | Organic Solvents | N/A |
| Density, g/ml | 1.10 | ASTM D1875 |
| Viscosity, cP (20 rpm) | 12,000 cP nominal | ASTM D1084 |

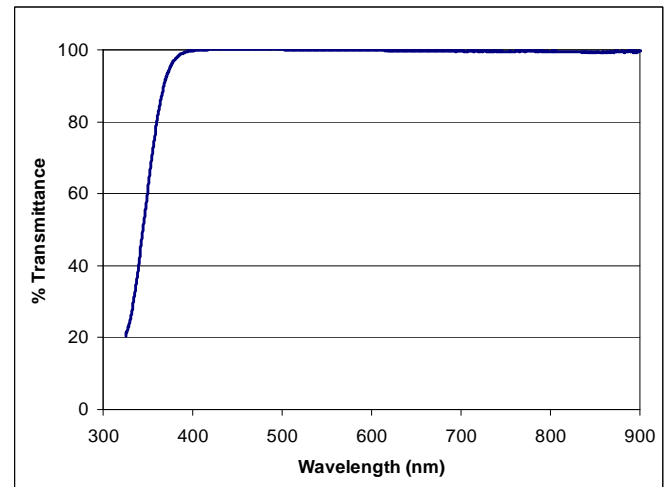
CURED MECHANICAL PROPERTIES *

| Property | Value | Test Method |
|----------------------------------|------------|-------------|
| Durometer Hardness | D65 | ASTM D2240 |
| Tensile at Break, MPa [psi] | 4.4 [640] | ASTM D638 |
| Elongation at Break, % | 18 | ASTM D638 |
| Modulus of Elasticity, MPa [psi] | 37 [5,400] | ASTM D638 |
| Glass Transition Temperature, °C | 117 | ASTM E831 |
| CTE _{α1} , μm/m/°C | 81 | ASTM E831 |
| CTE _{α2} , μm/m/°C | 108 | ASTM E831 |

OTHER CURED PROPERTIES *

| Property | Value | Test Method |
|------------------------------------|-------|-------------|
| Refractive Index (20° C) | 1.50 | ASTM D542 |
| Boiling Water Absorption, % (2 hr) | 2.4 | ASTM D570 |
| Water Absorption, % (25°C, 24 hr) | 1.1 | ASTM D570 |
| Linear Shrinkage, % | 0.80 | ASTM D2566 |

* Not Specifications
N/A Not Applicable



** Measured at 0.03 mm [0.001" in] per DSTM-501

LIGHT TRANSMISSION **


DYMAX Corporation - 318 Industrial Lane - Torrington, CT 06790 - Phone: 860.482.1010 - Fax: 860.496.0608 - E-mail: info@dymax.com - www.dymax.com

DYMAX Europe GmbH - Trakehner Strasse 3 - D-60487 Frankfurt am Main - Germany - Phone: +49 (0) 69 / 7165-3568 - Fax: +49 (0) 69 / 7165-3830 - E-mail: dymaxinfo@dymax.de - www.dymax.de

DYMAX UV Adhesives & Equipment (Shenzhen) Ltd - Unit 807, Talfook Building, No. 9 Shi Hua Road, Futian Free Trade Zone, Shenzhen, China 518038 - Phone: +86.755.83485759 - Fax: +86.755.83485760 - E-mail: dymaxasia@dymax.com - www.dymax.com.cn

DYMAX Asia (HK) - Unit 1006, 10/F., Carnarvon Plaza, No. 20, Carnarvon Road, T.S.T., Kowloon, Hong Kong - Phone: +852.2460.7038 - Fax: +852.2460.7017 - E-mail: dymaxasia@dymax.com - www.dymax.com.cn

CURING GUIDELINES

Fixture time is defined as the time to develop a shear strength of 0.1 N/mm² [10 psi] between glass slides. Actual cure time typically is 3 to 5 times fixture time.

| DYMAX Curing System (Intensity) | Fixture Time or Belt Speed ^B |
|---|---|
| 2000-EC (50 mW/cm ²) ^A | 1 sec |
| 5000-EC (200 mW/cm ²) ^A | <1 sec |
| BlueWave [®] 75 (5.0 W/cm ²) ^A | 0.2 sec |
| BlueWave [®] 200 (10 W/cm ²) ^A | <0.2 sec |
| UVCS Conveyor with one 5000-EC (200 mW/cm ²) ^C | 7.3 m/min [24ft/min] |
| UVCS Conveyor with Fusion F300S (2.5 W/cm ²) ^C | Not recommended |

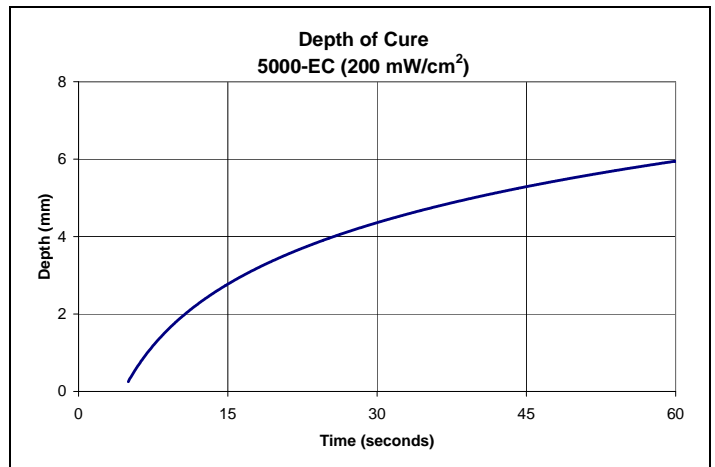
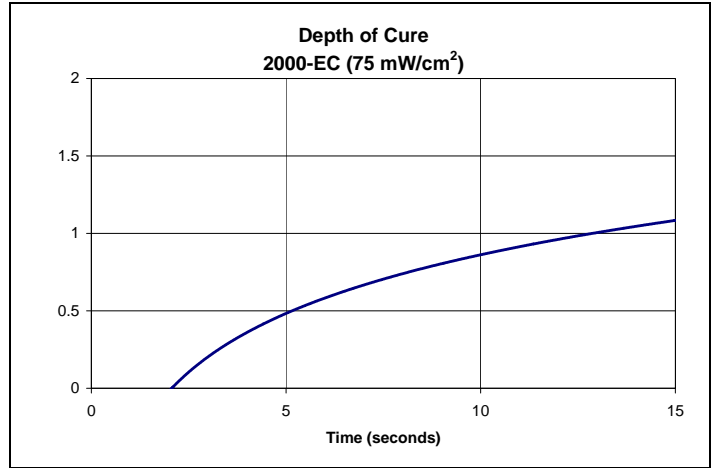
- A** Intensity was measured over the UVA range (320-395 nm) using a DYMAX ACCU-CAL™ 50 Radiometer.
- B** Curing through light-blocking substrates may require longer cure times if they obstruct wavelengths used for light curing (320-400 nm for UV light curing, 320-450 nm for UV/Visible light curing). These fixture times/belt speeds are typical for curing thin films through 100% light transmitting substrates.
- C** At 53 mm [2.1 in] focal distance. Maximum speed of conveyor is 8.2 m/min [27 ft/min]. Intensity was measured over the UVA range (320-395 nm) using the DYMAX ACCU-CAL™ 100 Radiometer.

Full cure is best determined empirically by curing at different times and intensities, and measuring the corresponding change in cured properties such as tackiness, adhesion, hardness, etc. Full cure is defined as the point at which more light exposure no longer improves cured properties. Higher intensities or longer cures (up to 5x) generally will not degrade DYMAX light-curable materials.

DYMAX recommends that customers employ a safety factor by curing longer and/or at higher intensities than required for full cure. Although DYMAX Applications Engineering can provide technical support and assist with process development, each customer ultimately must determine and qualify the appropriate curing parameters required for their unique application.

DEPTH OF CURE

The graphs below show the increase in depth of cure as a function of exposure time with two different lamps at different intensities. A 9.5 mm [0.37 in] diameter specimen was cured in a polypropylene mold and cooled to room temperature. It was then released from the mold and the cure depth was measured.



OPTIMIZING PERFORMANCE AND HANDLING

1. This product cures with exposure to UV and visible light. Exposure to ambient and artificial light should be kept to a minimum before curing. Dispensing components including needles and fluid lines should be 100% light blocking, not just UV blocking.
2. All surfaces in contact with the material should be clean and free from flux residue, grease, mold release, or other contaminants prior to dispensing the material.
3. Cure speed is dependent upon many variables, including lamp intensity, distance from the light source, required depth of cure, thickness, and percent light transmission of components between the material and light source.
4. Oxygen in the atmosphere may inhibit surface cure. Surfaces exposed to air may require high-intensity (>100 mW/cm²) UV light to produce a dry surface cure. Flooding the curing area with an inert gas, such as nitrogen, can also reduce the affects of oxygen inhibition.
5. Parts should be allowed to cool after cure before testing and subjecting to any loads or electrical testing.
6. In rare cases, stress cracking may occur in assembled parts. Three options may be explored to eliminate this problem. One option is to heat anneal the parts to remove molded-in stresses. A second option is to open any gap between mating parts to reduce stress caused by an interference fit. The third option is to minimize the amount of time the liquid material remains in contact with the substrate(s) prior to curing.
7. Light curing generally produces some heat. If necessary, cooling fans can be placed in the curing area to reduce the heating effect on components.
8. At the point of curing, an air exhaust system is recommended to dissipate any heat and vapors formed during the curing process.

DISPENSING THE MATERIAL

This material may be dispensed with a variety of manual and automatic applicators or other equipment as required. Questions relating to dispensing and curing systems for specific applications should be referred to DYMAX Applications Engineering.

CLEAN UP

Uncured material may be removed from dispensing components and parts with organic solvents. Cured material will be impervious to many solvents and difficult to remove. Clean up of cured material may require mechanical methods of removal.

Light-cured DYMAX materials typically have a lower thermal limit of -54°C [-65°F] and an upper limit of 150°C [300°F]. Many DYMAX products can withstand temperatures outside of this range for short periods of time, including typical wave solder processes and reflow profiles. Please contact DYMAX Applications Engineering for assistance.

STORAGE AND SHELF LIFE

Store the material in a cool, dark place when not in use. Do not expose to light. This product may polymerize upon prolonged exposure to ambient and artificial light. Keep covered when not in use. This material has a one-year shelf life when stored between 10°C [50°F] and 32°C [90°F] in the original, unopened container.

GENERAL INFORMATION

This product is intended for industrial use only. Keep out of the reach of children. Avoid breathing vapors. Avoid contact with skin, eyes, and clothing. Wear impervious gloves. Repeated or continuous skin contact with uncured material may cause irritation. Remove material from skin with soap and water. Never use organic solvents to remove material from skin and eyes. For more information on the safe handling of this material, please refer to the Material Safety Data Sheet before use.

RECOMMENDED DYMAX LITERATURE

| | |
|---------|--|
| LIT010A | Guide to Selecting and Using UV Light Curing Systems |
| LIT019 | Light-Curable Materials for Electronic Assembly |
| LIT077 | Chemical Safety |
| LIT133 | UV Light-Curing System Safety Considerations |
| LIT159 | ACCU-CAL™ 50 Radiometer |
| LIT206 | Flood and Focused-Beam UV Light-Curing Systems |
| LIT218 | BlueWave® 200 UV Light-Curing Spot Lamp |
| LIT231 | Light-Cap™ High-Performance Coatings |

Literature is available through our website, www.dymax.com, or by calling any DYMAX location.

© 2009 DYMAX Corporation. All rights reserved. All trademarks in this guide, except where noted, are the property of, or used under license by DYMAX Corporation, U.S.A. The data contained in this bulletin is of a general nature and is based on laboratory test conditions. DYMAX does not warrant the data contained in this bulletin. Any warranty applicable to the product, its application and use is strictly limited to that contained in DYMAX's standard Conditions of Sale. DYMAX does not assume responsibility for test or performance results obtained by users. It is the user's responsibility to determine the suitability for the product application and purposes and the suitability for use in the user's intended manufacturing apparatus and methods. The user should adopt such precautions and use guidelines as may be reasonably advisable or necessary for the protection of property and persons. Nothing in this bulletin shall act as a representation that the product use or application will not infringe a patent owned by someone other than DYMAX or act as a grant of license under any DYMAX Corporation Patent. DYMAX recommends that each user adequately test its proposed use and application before actual repetitive use, using the data contained in this bulletin as a general guide. Rev. 01/11/2010

PERFORMANCE AFTER TEMPERATURE EXPOSURE

DYMAX Corporation - 318 Industrial Lane - Torrington, CT 06790 - Phone: 860.482.1010 - Fax: 860.496.0608 - E-mail: info@dymax.com - www.dymax.com

DYMAX Europe GmbH - Trakehner Strasse 3 - D-60487 Frankfurt am Main - Germany - Phone: +49 (0) 69 / 7165-3568 - Fax: +49 (0) 69 / 7165-3830 - E-mail: dymaxinfo@dymax.de - www.dymax.de

DYMAX UV Adhesives & Equipment (Shenzhen) Ltd - Unit 807, Talfook Building, No. 9 Shi Hua Road, Futian Free Trade Zone, Shenzhen, China 518038 - Phone: +86.755.83485759 - Fax: +86.755.83485760 - E-mail: dymaxasia@dymax.com - www.dymax.com.cn

DYMAX Asia (HK) - Unit 1006, 10/F., Carnarvon Plaza, No. 20, Carnarvon Road, T.S.T., Kowloon, Hong Kong - Phone: +852.2460.7038 - Fax: +852.2460.7017 - E-mail: dymaxasia@dymax.com - www.dymax.com.cn